

🏠 Grade-1 : Autumn break Homework 🏠

Maths-

Shapes Scavenger Hunt: List of various shapes - circle, square, triangle, oval, rectangle. Students go on a hunt around their house or neighborhood to find objects that match those shapes.

EVS-

Leaf Art Collage: Ask students to collect different types of leaves during the break and create a colorful collage using those leaves. They can arrange them in patterns or even create simple leaf animals or objects.

English -

My word dictionary - Learn and write 5 new words daily and make your own dictionary.

Hindi-

शब्दों की बगिया

हर एक मात्रा वाले ५ शब्द बनाये (अ से ऐ तक) ।

Submission: Please submit your completed assignment in class on 26 Oct 2023. Be prepared to discuss your classifications and justifications with the class. Students need to submit autumn break homework in a separate file .



🏠📚✍️ Autumn Holiday Homework for class. 2 🏠🏠🏠

English -

Write one new word every day along with its meaning for 11 days in one new notebook or diary. On the last day of your holiday, arrange those words in alphabetical order (students can also draw the picture related to the word) Creativity would be appreciated

Maths -Solve the maths puzzle which is shared in your class group and learn the tables from 2 to 10.

EVS -Wealth from Waste

Hindi -अखबार के कागज का लिफाफा बनाईएं।

उपहार देने के लिये हाथ से बने लिफाफे का उपयोग करे । पोलिथिन हमारे पर्यावरण के लिये कैसे हानिकारक है इसपर दस वाक्य लिखिये ।



Autumn Holiday Homework Class 3

1. EVS- Make decorative planters from bottles, cans etc.

2. Maths- Learn tables 2-10.

Make a rangoli with 2D shapes - circle, square, rectangle and triangle in your maths notebook and colour it.

3. Hindi - अपने आसपास की किन्हीं 10 संज्ञा शब्दों का नाम लिखो और विशेषता बताते हुए उनपर वाक्य बनाइए

दशहरा' पर पांच वाक्य लिखें एवं चित्र चिपकाएँ ।

4. English - Make a travel broacher of any one famous state of India.

(Students can write about the important landmark, culture, food, dances, places to visit of that state. Students to paste various pictures to make the travel broacher more colourful and it should give all the information about that state. It should be in the form of a card)



Autumn Holiday Homework Class 4

1. EVS- Make model of house using waste materials.

2. Maths- 1) Make a factor tree wall hanging using colourful paper.

2) Make A4 size multiples flap book.

3. Hindi -

1) कोई भी 5 विराम चिह्न, चरित्र छड़ी कठपुतलियाँ बनाएँ। कठपुतलियों का उपयोग करके संवाद/बातचीत तैयार करें।

2) स्कूल पत्रिका के लिए निम्नलिखित में से किसी एक कार्य को A 4 सीट में पूरा करें- लघु कथाएँ, कविता, चुटकुले, ड्राइंग/पेंटिंग (यह इंटरनेट की कॉपी नहीं होनी चाहिए।)

4. English - On a chart paper write all the rules of tenses as shown in the pic. After getting it checked from your English teacher you will paste it in your room. It will help you for many years to come.

| Tense | Rule | Example |
|----------------------------|---------------------------------|------------------------------------|
| Simple Present | V1 | I watch movies. |
| Present Continuous | is/am/are + V1 + ing | I am watching a movie. |
| Present Perfect | has/have + V3 | I have watched a movie. |
| Present Perfect Continuous | has/have been + V1 + ing | I have been watching a movie. |
| Simple Past | V2 | I watched a movie. |
| Past Continuous | was/were + V1 + ing | I was watching a movie. |
| Past Perfect | had + V3 | I had watched a movie. |
| Past Perfect Continuous | had been + V1 + ing | I had been watching a movie. |
| Simple Future | will/shall + V1 | I will watch a movie. |
| Future Continuous | will/shall be + V1 + ing | I will be watching a movie. |
| Future Perfect | will/shall have + V3 | I will have watched a movie. |
| Future Perfect Continuous | will/shall have been + V1 + ing | I will have been watching a movie. |



 **Autumn Holiday Homework for class. 5**    

English On a chart paper write all the rules of tenses as shown in the pic.

| Tense | Rule | Example |
|----------------------------|---------------------------------|------------------------------------|
| Simple Present | V1 | I watch movies. |
| Present Continuous | is/am/are + V1 + ing | I am watching a movie. |
| Present Perfect | has/have + V3 | I have watched a movie. |
| Present Perfect Continuous | has/have been + V1 + ing | I have been watching a movie. |
| Simple Past | V2 | I watched a movie. |
| Past Continuous | was/were + V1 + ing | I was watching a movie. |
| Past Perfect | had + V3 | I had watched a movie. |
| Past Perfect Continuous | had been + V1 + ing | I had been watching a movie. |
| Simple Future | will/shall + V1 | I will watch a movie. |
| Future Continuous | will/shall be + V1 + ing | I will be watching a movie. |
| Future Perfect | will/shall have + V3 | I will have watched a movie. |
| Future Perfect Continuous | will/shall have been + V1 + ing | I will have been watching a movie. |

After getting it checked from your English teacher you will paste it in your room. It will help you for many years to come.

Hindi -

1) अपनी और माँ के बीच हुई बातचीत को सभी प्रकार के विराम चिहनों का प्रयोग करते हुए संवाद लिखें। (७ से ८ वाक्य)

2) स्कूल पत्रिका के लिए निम्नलिखित में से किसी एक कार्य को A 4 सीट में पूरा करें-

*लघु कथाएँ, कविता, चुटकुले, ड्राइंग/पेंटिंग

(यह इंटरनेट की कॉपी नहीं होनी चाहिए।)

Maths- Types of Triangles

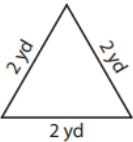
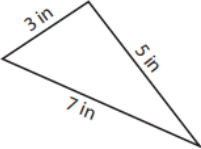
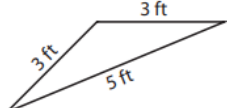
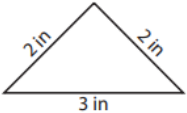
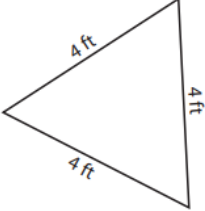
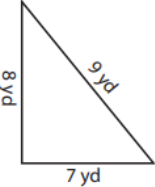
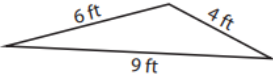
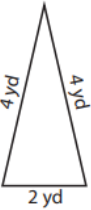
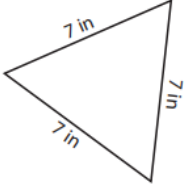
Instructions:

Triangle Identification: Examine the given set of 9 triangles (include pictures or drawings) and classify each triangle based on its sides and angles into one of the following categories: Equilateral, Isosceles, Scalene, Acute, Right, or Obtuse.

Worksheet is as given





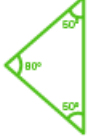

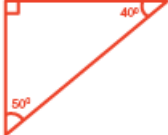
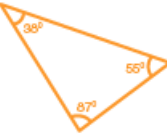
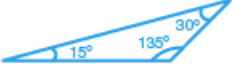
Identifying Triangles Sides - Numerals: S1

Identify each triangle based on sides. (Equilateral, Isosceles or Scalene)

| | | |
|---|--|--|
| 1)  <u>Equilateral triangle</u> | 2)  _____ | 3)  _____ |
| 4)  _____ | 5)  _____ | 6)  _____ |
| 7)  _____ | 8)  _____ | 9)  _____ |

CLASSIFYING TRIANGLES WORKSHEET

Identify each triangle based on angles.
(Acute, Obtuse or right)

| | | |
|---|---|--|
| 1)  _____ | 2)  _____ | 3).  _____ |
| 4)  _____ | 5)  _____ | 6)  _____ |
| 7)  _____ | 8)  _____ | 9)  _____ |

Submission: Please submit your completed assignment in class on 26 Oct 2023. Be prepared to discuss your classifications and justifications with the class.

EVS - Make mats using yarn made of old T Shirts.

